


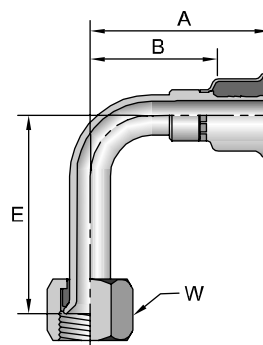





**14126****Female JIC 37° - Swivel - 90° Elbow - Long Drop**

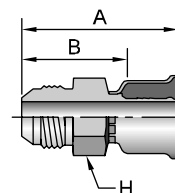
| #<br>Part<br>Number | <br>Thread<br>inch |           | <br>Hose I.D.<br>inch | A<br>inch mm |    | E<br>inch mm |     | <br>W<br>inch | B<br>inch mm |    |
|---------------------|---|-----------|--|--------------|----|--------------|-----|--|--------------|----|
| 14126-4-4           | 1/4   | 7/16x20   | 1/4  | 2.05         | 52 | 1.81         | 46  | 9/16   | 1.18         | 30 |
| 14126-6-6           | 3/8   | 9/16x18   | 5/16   | 2.02         | 51 | 2.13         | 54  | 11/16  | 1.16         | 29 |
| 14126-8-8           | 1/2   | 3/4X16    | 13/32  | 2.35         | 60 | 2.43         | 62  | 7/8  | 1.49         | 38 |
| 14126-10-10         | 5/8   | 7/8x14    | 1/2  | 2.11         | 54 | 2.76         | 70  | 1  | 1.16         | 29 |
| 14126-16-16         | 1   | 1-5/16x12 | 7/8  | 3.17         | 81 | 4.33         | 110 | 1-1/2  | 2.13         | 54 |




**WARNING:** This product can expose you to chemicals including Lead, which is known to the State of California to cause cancer and birth defects or other reproductive harm. For more information go to [www.p65warnings.ca.gov](http://www.p65warnings.ca.gov).

**10426****Male SAE 45° - Rigid**

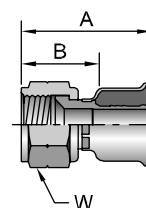
| #<br>Part<br>Number | <br>Thread<br>inch | <br>Hose I.D.<br>inch | A    |    | <br>H<br>inch | B    |    |
|---------------------|---|--|------|----|--|------|----|
|                     |   |  | inch | mm |  | inch | mm |
| 10426-6-6           | 3/8 5/8x18  | 5/16   | 2.04 | 52 | 11/16  | 1.18 | 30 |




**WARNING:** This product can expose you to chemicals including Lead, which is known to the State of California to cause cancer and birth defects or other reproductive harm. For more information go to [www.p65warnings.ca.gov](http://www.p65warnings.ca.gov).

**10826****Female SAE 45° - Swivel**

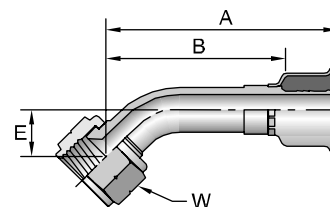
| #<br>Part<br>Number | <br>Thread<br>inch |           | <br>Hose I.D.<br>inch | A<br>inch mm |    | <br>W<br>inch | B<br>inch mm |    | Additional<br>Material<br>Brass (B) |
|---------------------|---|-----------|--|--------------|----|--|--------------|----|-------------------------------------|
| 10826-6-6           | 3/8   | 5/8x18    | 5/16   | 1.84         | 47 | 3/4  | 0.98         | 25 | •                                   |
| 10826-10-8          | 5/8   | 7/8x14    | 13/32  | 2.21         | 56 | 1  | 1.35         | 34 |                                     |
| 10826-10-10         | 5/8   | 7/8x14    | 1/2  | 2.13         | 54 | 1  | 1.18         | 30 |                                     |
| 10826-12-12         | 3/4   | 1-1/16x14 | 5/8  | 2.19         | 56 | 1-1/4  | 1.25         | 32 | •                                   |

**WARNING:** This product can expose you to chemicals including Lead, which is known to the State of California to cause cancer and birth defects or other reproductive harm. For more information go to [www.p65warnings.ca.gov](http://www.p65warnings.ca.gov).

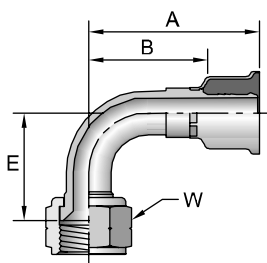
**17726****Female SAE 45° - Swivel - 45° Elbow**

| #           |  |           |  |      |    |      |    |  |      |    |
|-------------|---|-----------|---|------|----|------|----|---|------|----|
| Part Number | Thread  |           | Hose I.D.   | A    |    | E    |    | W   | B    |    |
|             | inch  |           | inch  | inch | mm | inch | mm | inch  | inch | mm |
| 17726-4-4   | 1/4   | 7/16x20   | 3/16  | 2.29 | 58 | 0.39 | 10 | 9/16  | 1.43 | 36 |
| 17726-6-6   | 3/8   | 5/8x18    | 5/16  | 2.72 | 69 | 0.43 | 11 | 11/16   | 1.86 | 47 |
| 17726-8-8   | 1/2   | 3/4x16    | 13/32   | 2.82 | 72 | 0.59 | 14 | 7/8   | 1.96 | 50 |
| 17726-10-10 | 5/8   | 7/8x14    | 1/2   | 2.96 | 75 | 0.63 | 16 | 1   | 2.01 | 51 |
| 17726-12-12 | 3/4   | 1-1/16x14 | 5/8   | 3.43 | 87 | 0.83 | 21 | 1-1/4   | 2.49 | 63 |

**WARNING:** This product can expose you to chemicals including Lead, which is known to the State of California to cause cancer and birth defects or other reproductive harm. For more information go to [www.p65warnings.ca.gov](http://www.p65warnings.ca.gov).



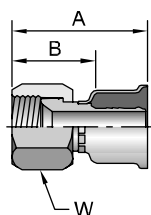
Notch on nut signifies SAE 45° flare fitting.

**17926****Female SAE 45° - Swivel - 90° Elbow**

| #<br>Part<br>Number | Thread<br>inch | Hose I.D.<br>inch | A<br>inch mm |      | E<br>inch mm |      | W<br>inch | B<br>inch mm |    |
|---------------------|----------------|-------------------|--------------|------|--------------|------|-----------|--------------|----|
| 17926-4-4           | 1/4 7/16x20    | 3/16              | 1.75         | 44   | 0.83         | 21   | 9/16      | 0.89         | 23 |
| 17926-6-6           | 3/8 5/8x18     | 5/16              | 2.15         | 55   | 0.91         | 23   | 3/4       | 1.29         | 33 |
| 17926-8-8           | 1/2 3/4x16     | 13/32             | 2.31         | 58.7 | 1.00         | 25.4 | 7/8       | 1.45         | 37 |
| 17926-10-10         | 5/8 7/8x14     | 1/2               | 2.23         | 57   | 1.26         | 32   | 1         | 1.28         | 33 |
| 17926-12-12         | 3/4 1-1/16x14  | 5/8               | 2.28         | 58   | 1.82         | 46   | 1-1/4     | 1.34         | 34 |

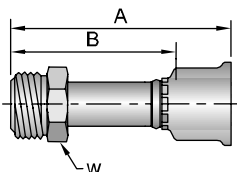
Notch on nut signifies 45° flare fitting.

**WARNING:** This product can expose you to chemicals including Lead, which is known to the State of California to cause cancer and birth defects or other reproductive harm. For more information go to [www.p65warnings.ca.gov](http://www.p65warnings.ca.gov).

**16826****Female JIC 37° / SAE 45° - Dual Flare - Swivel**

| #<br>Part<br>Number | Thread<br>inch | Hose I.D.<br>inch | A<br>inch mm |    | W<br>inch | B<br>inch mm |    | Additional<br>Material<br>Brass (B) |
|---------------------|----------------|-------------------|--------------|----|-----------|--------------|----|-------------------------------------|
| 16826-4-4           | 1/4 7/16x20    | 3/16              | 1.67         | 42 | 9/16      | 0.80         | 20 | •                                   |
| 16826-4-5           | 1/4 7/16x20    | 1/4               | 1.55         | 48 | 9/16      | 1.03         | 26 |                                     |
| 16826-4-6           | 1/4 7/16x20    | 5/16              | 1.92         | 49 | 9/16      | 1.06         | 27 |                                     |
| 16826-5-5           | 5/16 1/2x20    | 1/4               | 1.77         | 45 | 5/8       | 0.90         | 23 |                                     |
| 16826-8-6           | 1/2 3/4x16     | 5/16              | 1.76         | 56 | 7/8       | 1.34         | 34 |                                     |
| 16826-8-8           | 1/2 3/4x16     | 13/32             | 1.91         | 49 | 7/8       | 1.05         | 27 |                                     |
| 16826-8-10          | 1/2 3/4x16     | 1/2               | 2.36         | 60 | 7/8       | 1.41         | 36 | •                                   |
| 16826-10-10         | 5/8 7/8x14     | 1/2               | 2.17         | 55 | 1         | 1.23         | 31 | •                                   |
| 16826-10-12         | 5/8 7/8x14     | 5/8               | 1.96         | 61 | 1         | 1.53         | 37 |                                     |




**WARNING:** This product can expose you to chemicals including Lead, which is known to the State of California to cause cancer and birth defects or other reproductive harm. For more information go to [www.p65warnings.ca.gov](http://www.p65warnings.ca.gov).

**12826****Male Inverted SAE 45° - Swivel**

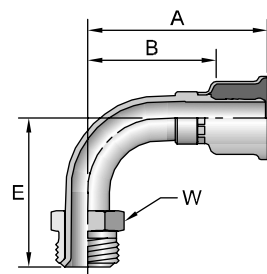
| #<br>Part<br>Number | Thread<br>inch | Hose I.D.<br>inch | A<br>inch mm |    | W<br>inch | B<br>inch mm |    |
|---------------------|----------------|-------------------|--------------|----|-----------|--------------|----|
| 12826-4-4           | 1/4 7/16x24    | 3/16              | 2.43         | 62 | 7/16      | 1.56         | 40 |
| 12826-5-5           | 5/16 1/2x20    | 1/4               | 2.56         | 65 | 1/2       | 1.69         | 43 |
| 12826-6-6           | 3/8 5/8x18     | 5/16              | 2.87         | 73 | 5/8       | 2.01         | 51 |
| 12826-8-8           | 1/2 3/4x18     | 13/32             | 3.00         | 76 | 3/4       | 2.14         | 54 |
| 12826-10-10         | 5/8 7/8x18     | 1/2               | 3.17         | 81 | 7/8       | 2.22         | 56 |





**WARNING:** This product can expose you to chemicals including Lead, which is known to the State of California to cause cancer and birth defects or other reproductive harm. For more information go to [www.p65warnings.ca.gov](http://www.p65warnings.ca.gov).

**16926****Male Inverted SAE 45° - Swivel - 90° Elbow**

| #<br>Part<br>Number | <br>Thread<br>inch |         | <br>Hose I.D.<br>inch |      | A<br>inch mm |      | E<br>inch mm |      | <br>W<br>inch |    | B<br>inch mm |  |
|---------------------|---|---------|--|------|--------------|------|--------------|------|--|----|--------------|--|
| 16926-4-4           | 1/4   | 7/16x24 | 3/16   | 2.27 | 58           | 1.56 | 40           | 7/16 | 1.40   | 36 |              |  |
| 16926-6-6           | 3/8   | 5/8x18  | 5/16   | 1.89 | 48           | 1.48 | 38           | 5/8  | 1.03   | 26 |              |  |
| 16926-8-8           | 1/2   | 3/4x18  | 13/32  | 2.25 | 57           | 1.88 | 48           | 3/4  | 1.39   | 35 |              |  |

**WARNING:** This product can expose you to chemicals including Lead, which is known to the State of California to cause cancer and birth defects or other reproductive harm. For more information go to [www.p65warnings.ca.gov](http://www.p65warnings.ca.gov).

**1JC26****Female Seal-Lok® - Swivel - Short**

| #<br>Part<br>Number | <br>Thread<br>inch |            | <br>Hose I.D.<br>inch | A<br>inch mm |    | C<br>inch mm |    | <br>H<br>inch | <br>W<br>inch | B<br>inch mm |    |
|---------------------|---|------------|--|--------------|----|--------------|----|--|--|--------------|----|
| 1JC26-4-4           | 1/4   | 9/16x18    | 3/16   | 1.66         | 42 | 0.31         | 8  | 9/16   | 11/16  | 0.79         | 20 |
| 1JC26-6-6           | 3/8   | 11/16x16   | 5/16   | 1.70         | 43 | 0.34         | 9  | 11/16  | 13/16  | 0.84         | 21 |
| 1JC26-8-8           | 1/2   | 13/16x16   | 13/32  | 1.76         | 45 | 0.43         | 11 | 13/16  | 15/16  | 0.90         | 23 |
| 1JC26-10-10         | 5/8   | 1x14       | 1/2  | 2.16         | 55 | 0.53         | 13 | 15/16  | 1-1/8  | 1.21         | 31 |
| 1JC26-12-12         | 3/4   | 1-3/16x12  | 5/8  | 2.13         | 54 | 0.55         | 14 | 1-1/8  | 1-3/8  | 1.19         | 30 |
| 1JC26-16-16         | 1   | 1-7/16x12  | 7/8  | 2.39         | 61 | 0.56         | 14 | 1-3/8  | 1-5/8  | 1.35         | 34 |
| 1JC26-20-20         | 1-1/4   | 1-11/16x12 | 1-1/8  | 2.45         | 62 | 0.59         | 15 | 1-7/8  | 1-7/8  | 1.39         | 35 |

When measuring overall length to the end of the nut, B + C must be used to calculate cut-off allowance. See Accessories Section for O-Rings.

**WARNING:** This product can expose you to chemicals including Lead, which is known to the State of California to cause cancer and birth defects or other reproductive harm. For more information go to [www.p65warnings.ca.gov](http://www.p65warnings.ca.gov).

